



Capital Asset Advisory Committee Meeting Agenda

Date/Time: Thursday, May 20, 2021 8:00 a.m. – 10:00 a.m.

Location: 809 Quail St, Building 4, Maintenance Conference Room or ZOOM

Capital Asset Advisory Committee Members:

Gordon Calahan, Megan Castle, Kathy Hodgson, George Latuda, Tom Murray, M. L. Richardson, Brittney Warga

Staff: Tracy Dorland, Steve Bell, Nicole Stewart, Tammy Schiff, Bruce Huxley, Berry Jones, Jason Hendricks, Heather Frizzell, Maureen Wolsborn, Tim Reed, Robin Acree, Kimber Preece

Agenda items:

- General
 - o CIP Update
 - o Work in Progress Report
 - o Discussion
 - Indoor Air Quality in Jeffco Public Schools Presentation

- Communications
 - o General Update

- Planning/Property Management Update
 - o General Update

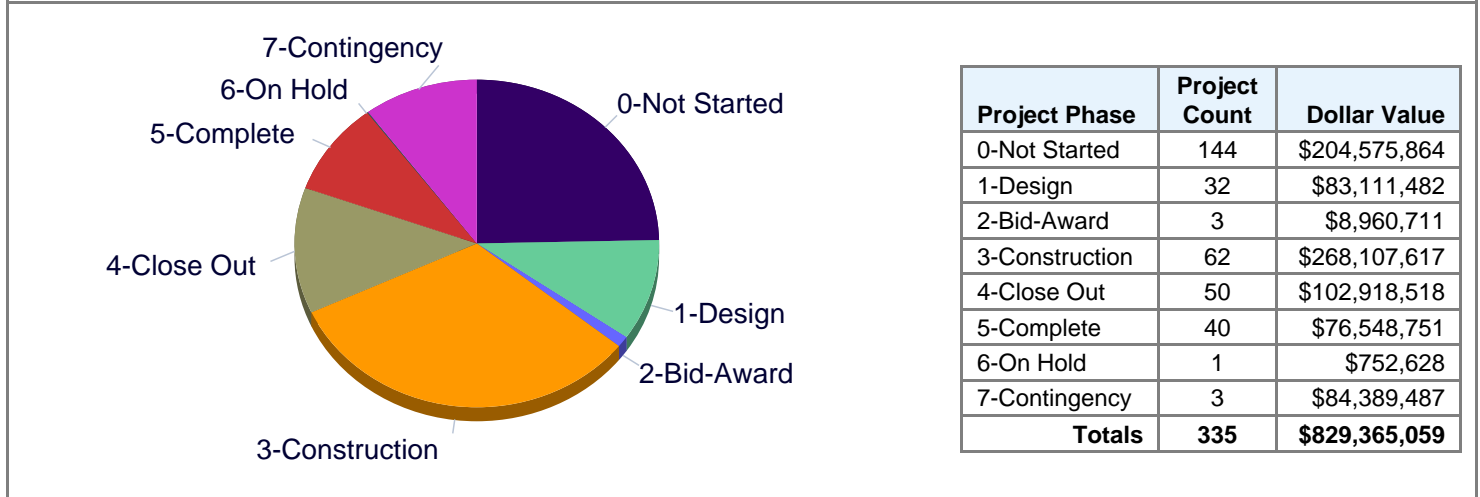
- Construction Management Update
 - o General Update
 - o Status Reports and Schedule Updates
 - H/G -Bond
 - 19M Programs
 - 20M Programs
 - 21M Programs
 - Forecast Remaining Funds Management

- o Summary of Contingency and Remaining Program Funds
 - Unallocated Cumulative Program Contingency \$ 5,978,192.11
 - Forecast Remaining Contingency in Projects (\$ 83,025.23)
 - Sub Total \$ 5,895,166.88
 - Unallocated H/G Bond \$ 84,389,487.00
 - Forecast Remaining Contingency in H Projects \$ 5,469,396.00
 - Sub Total \$ 89,858,883.00
 - Total \$ 95,754,049.88
 - Compares to Previous Month of \$ 97,206,548.88
 - Other Committee Items

Proposed Schedule for 2021 – Thursday, June 17, 2021
 Thursday, July 15, 2021

2018 Capital Improvement Program

Program Dollar Value by Phase



Program Narrative

The 2018 Capital Improvement Program includes the 5B bond voted on and passed in November of 2018.

73% of defined bond projects have been initiated as of May 2021.

Program Float Report

Priority	Facility Name	Project ID	Project name	Finish Date	
				Target	Forecast
1	Foster ES	H15000A01	Foster ES Addition & General Upgrades	8/9/21	8/24/21
	Wayne Carle MS	H64000A01	Wayne Carle MS Addition & General Upgrades	8/2/21	8/30/21

Program Contingency and Remaining Funds

Program Contingency (Unallocated)	Forecast Remaining Funds in Projects	Net Remaining Program Funds
\$84,389,487	\$5,469,396	\$89,858,883

2018 Capital Improvement Program - Project Detail

Plan Year: 2022	Work Progress		Budget Summary				
Project Description	Phase	%	Original	Current	Variance	Haz-Mat	Notes
G DW Flooring 2022-1 4-ES 2-MS	Not Started	0%	\$939,000	\$939,000	\$0	\$0	
G DW Roofing 2022 4-ES 1-MS	Not Started	0%	\$2,850,746	\$2,850,746	\$0	\$0	
G DW Security Glass 2022 8-ES 1-MS 1-HS 1-Other	Not Started	0%	\$88,000	\$88,000	\$0	\$0	
Green Mtn ES Efficiency & Future Ready	Not Started	0%	\$634,629	\$634,629	\$0	\$0	
Lakewood HS Efficiency & Future Ready	Not Started	0%	\$2,046,141	\$2,046,141	\$0	\$0	
Long View HS Efficiency & Future Ready	Not Started	0%	\$240,710	\$240,710	\$0	\$0	
Mt Evans OELS Efficiency & Future Ready	Not Started	0%	\$3,210,190	\$3,210,190	\$0	\$0	
North Arvada MS Efficiency & Future Ready	Not Started	0%	\$2,392,923	\$2,392,923	\$0	\$0	
Slater ES Efficiency & Future Ready	Not Started	0%	\$1,262,059	\$1,262,059	\$0	\$0	
Stevens ES Efficiency & Future Ready	Not Started	0%	\$624,688	\$624,688	\$0	\$0	
Swanson ES Playground Upgrades	Not Started	0%	\$175,000	\$175,000	\$0	\$0	
Thomson ES Efficiency & Future Ready	Not Started	0%	\$664,090	\$664,090	\$0	\$0	
Wheat Ridge HS Efficiency & Future Ready	Not Started	0%	\$13,848,732	\$13,848,732	\$0	\$0	
Wilmore Davis ES Efficiency & Future Ready	Not Started	0%	\$1,100,225	\$1,100,225	\$0	\$0	
Windy Peak OELS Efficiency & Future Ready	Not Started	0%	\$3,340,982	\$3,340,982	\$0	\$0	

Plan Year: 2021	Work Progress		Budget Summary				
Project Description	Phase	%	Original	Current	Variance	Haz-Mat	Notes
Charter Two Roads Arvada General Upgrades	Not Started	0%	\$0	\$640,682	\$640,682	\$0	PI
Alameda Int'l Jr-Sr HS FF&E	Design	0%	\$378,000	\$893,750	\$515,750	\$0	FFE
Allendale ES FF&E	Design	100%	\$365,872	\$196,154	(\$169,719)	\$0	
Bell MS FF&E	Design	0%	\$225,000	\$940,625	\$715,625	\$0	FFE
CTE South FF&E	Design	0%	\$500,000	\$459,375	(\$40,625)	\$0	
Carmody MS FF&E	Design	0%	\$94,500	\$737,500	\$643,000	\$0	FFE
Charter Compass Montessori Golden General Upgrades	Design	0%	\$0	\$640,682	\$640,682	\$0	PI
Chatfield HS Efficiency & Future Ready	Design	10%	\$2,721,353	\$2,721,353	\$0	\$0	
Dakota Ridge HS Efficiency & Future Ready	Design	9%	\$3,162,502	\$3,162,502	\$0	\$0	
Dennison ES FF&E	Design	0%	\$42,840	\$548,918	\$506,078	\$0	FFE
Devinny ES FF&E	Design	0%	\$105,000	\$342,668	\$237,668	\$0	
Evergreen HS Renovation & General Upgrades	Design	7%	\$10,132,492	\$10,132,492	\$0	\$0	
Evergreen MS Addition & General Upgrades	Design	11%	\$7,720,755	\$7,720,755	\$0	\$0	
Fitzmorris ES FF&E	Design	0%	\$110,250	\$419,712	\$309,462	\$0	
Foster ES FF&E	Design	0%	\$498,750	\$329,808	(\$168,942)	\$0	
G DW Modular Bldg Removal 2021 5-ES	Design	0%	\$0	\$250,000	\$250,000	\$0	
Jeffco Open School Efficiency & Future Ready	Design	2%	\$9,700,287	\$9,700,287	\$0	\$0	
Jefferson Jr-Sr HS FF&E	Design	0%	\$0	\$168,750	\$168,750	\$0	
Kullerstrand ES FF&E	Design	0%	\$147,000	\$267,668	\$120,668	\$0	
Kyffin ES FF&E	Design	0%	\$341,250	\$432,933	\$91,683	\$0	
Lasley ES FF&E	Design	0%	\$441,000	\$192,668	(\$248,332)	\$0	
Lumberg ES FF&E	Design	0%	\$551,250	\$502,885	(\$48,365)	\$0	
Manning School FF&E	Design	0%	\$21,105	\$432,812	\$411,708	\$0	
Maple Grove ES FF&E	Design	0%	\$194,250	\$342,668	\$148,418	\$0	
Parmalee ES FF&E	Design	0%	\$168,000	\$207,981	\$39,981	\$0	
Pomona HS FF&E	Design	0%	\$1,050,000	\$622,500	(\$427,500)	\$0	
Prospect Valley ES Replace School	Design	4%	\$20,000,000	\$20,000,000	\$0	\$0	
Ralston Valley HS Addition & General Upgrades	Design	4%	\$7,625,513	\$7,625,513	\$0	\$0	
Ryan ES FF&E	Design	0%	\$362,250	\$524,279	\$162,029	\$0	
Standley Lake HS Addition & General Upgrades	Design	6%	\$8,033,020	\$8,033,020	\$0	\$0	
Wayne Carle MS FF&E	Design	0%	\$182,000	\$175,000	(\$7,000)	\$0	

JEFFCO PUBLIC SCHOOLS
Construction Management
Status of Projects by Program



Plan Year: 2021	Work Progress		Budget Summary				
Project Description	Phase	%	Original	Current	Variance	Haz-Mat	Notes
Kullerstrand ES Efficiency & Future Ready	Bid-Award	12%	\$1,143,045	\$1,172,277	\$29,232	\$97,555	
Miller Special School Efficiency & Future Ready	Bid-Award	10%	\$1,616,366	\$1,708,720	\$92,354	\$0	
Powderhorn ES Addition & General Upgrades	Bid-Award	8%	\$5,876,860	\$5,876,860	\$0	\$105,299	
Carmody MS Efficiency & Future Ready	Construction	19%	\$1,589,108	\$1,589,108	\$0	\$0	
Columbine HS FF&E	Construction	57%	\$1,470,000	\$1,396,250	(\$73,750)	\$0	
D'Evelyn Jr-Sr HS Addition	Construction	13%	\$870,082	\$6,262,085	\$5,392,003	\$0	SC
Deane ES Efficiency & Future Ready	Construction	13%	\$847,878	\$620,235	(\$227,643)	\$9,321	
Dennison ES Efficiency & Future Ready	Construction	9%	\$966,488	\$966,488	\$0	\$65,945	
Devanny ES Efficiency & Future Ready	Construction	11%	\$745,596	\$926,010	\$180,414	\$0	
Everitt MS Efficiency & Future Ready	Construction	10%	\$3,000,921	\$3,000,921	\$0	\$0	
Everitt MS FF&E	Construction	1%	\$297,500	\$297,500	\$0	\$0	
Fitzmorris ES Efficiency & Future Ready	Construction	10%	\$1,059,436	\$1,059,436	\$0	\$6,408	
G DW Field Improvements 2021 1-ES 4-HS	Construction	13%	\$2,887,500	\$11,613,955	\$8,726,455	\$0	SC
G DW Flooring 2021 6-ES	Construction	10%	\$1,306,266	\$1,306,266	\$0	\$259,500	
G DW LED Lighting 2021 11-ES	Construction	5%	\$1,835,700	\$1,835,700	\$0	\$0	
G DW Mechanical 2021 5-ES	Construction	11%	\$2,924,250	\$4,261,578	\$1,337,328	\$0	SC
G DW Paving 2021 2-ES 1-MS	Construction	11%	\$682,500	\$682,500	\$0	\$0	
G DW Playgrounds 2021 9-ES	Construction	10%	\$692,475	\$2,011,919	\$1,319,444	\$0	MC,SC
G DW Roofing 2021 5-ES	Construction	8%	\$1,887,929	\$1,831,266	(\$56,663)	\$0	
G DW Security Glass 2021 6-ES 5-MS 1-HS	Construction	47%	\$96,000	\$96,000	\$0	\$0	
Golden HS Doors Replacement	Construction	27%	\$263,486	\$258,536	(\$4,949)	\$0	
Green Mountain ES FF&E	Construction	5%	\$38,663	\$134,420	\$95,757	\$0	
H DW Elevator Upgrades 2021 1-MS 1-Other	Construction	84%	\$0	\$311,054	\$311,054	\$0	
Kyffin ES Efficiency & Future Ready	Construction	10%	\$4,144,305	\$3,981,025	(\$163,280)	\$39,714	
Lasley ES Efficiency & Future Ready	Construction	34%	\$632,859	\$654,119	\$21,260	\$7,742	
Lawrence ES Efficiency & Future Ready	Construction	24%	\$2,443,566	\$2,311,298	(\$132,268)	\$0	
Maple Grove ES Efficiency & Future Ready	Construction	13%	\$807,121	\$791,600	(\$15,521)	\$24,470	
Marshdale ES Replace School	Construction	6%	\$20,000,000	\$20,000,000	\$0	\$0	
Patterson Cottages Efficiency & Future Ready	Construction	10%	\$526,229	\$603,806	\$77,577	\$44,676	
Patterson International Efficiency & Future Ready	Construction	13%	\$360,591	\$276,978	(\$83,613)	\$28,458	
Ryan ES Efficiency & Future Ready	Construction	12%	\$1,213,833	\$1,213,833	\$0	\$0	
Sheridan Green ES Efficiency & Future Ready	Construction	11%	\$851,758	\$1,248,796	\$397,038	\$0	
Sheridan Green ES FF&E	Construction	83%	\$473,550	\$164,183	(\$309,367)	\$0	
Stott ES Efficiency & Future Ready	Construction	8%	\$826,580	\$887,045	\$60,465	\$46,280	
Vanderhoof ES Efficiency & Future Ready	Construction	7%	\$1,707,668	\$2,143,586	\$435,918	\$62,944	
Westridge ES Efficiency & Future Ready	Construction	8%	\$418,174	\$459,777	\$41,603	\$0	
Slater ES Asbestos Abatement	Close Out	100%	\$0	\$0	\$0	\$6,084	
Allendale ES Efficiency & Future Ready	On Hold	100%	\$752,628	\$752,628	\$0	\$0	

Plan Year: 2020	Work Progress		Budget Summary				
Project Description	Phase	%	Original	Current	Variance	Haz-Mat	Notes
Charter Montessori Peaks Academy General Upgrades	Design	76%	\$3,090,152	\$3,832,043	\$741,891	\$0	PI
Bell MS Addition & General Upgrades	Construction	70%	\$6,877,348	\$6,844,705	(\$32,643)	\$32,643	
Brady Exploration School Efficiency & Future Ready	Construction	22%	\$1,752,517	\$1,859,731	\$107,214	\$0	
CTE South New Bldg	Construction	77%	\$10,000,000	\$10,071,100	\$71,100	\$0	
Charter Compass Montessori Wheat Ridge General Upgrade	Construction	75%	\$3,090,152	\$2,651,099	(\$439,053)	\$0	CC,PI
Charter Excel Academy Charter School General Upgrades	Construction	85%	\$3,090,152	\$3,831,104	\$740,952	\$0	PI
Conifer HS Addition & General Upgrades	Construction	89%	\$7,550,789	\$10,565,641	\$3,014,852	\$0	MC,UC,OB
Conifer HS FF&E	Construction	83%	\$892,500	\$965,625	\$73,125	\$0	

JEFFCO PUBLIC SCHOOLS
Construction Management
Status of Projects by Program



Plan Year: 2020	Work Progress		Budget Summary				
Project Description	Phase	%	Original	Current	Variance	Haz-Mat	Notes
Dunstan MS Technology Upgrades	Construction	0%	\$18,000	\$18,000	\$0	\$0	
Foster ES Addition & General Upgrades	Construction	35%	\$5,364,815	\$5,364,815	\$0	\$164,078	
Fremont ES FF&E	Construction	100%	\$157,500	\$334,083	\$176,583	\$0	
Green Mountain HS FF&E	Construction	81%	\$1,417,500	\$1,212,500	(\$205,000)	\$0	
H DW HVAC 2020 2-ES 1-Other	Construction	99%	\$1,926,540	\$2,093,732	\$167,192	\$35,165	
H DW Network Upgrades 75-ES 13-MS 12-HS 18-Other	Construction	35%	\$7,000,000	\$7,000,000	\$0	\$0	
Jefferson HS Addition & General Upgrades	Construction	56%	\$12,225,139	\$12,225,139	\$0	\$272,614	
Kendrick Lakes ES FF&E	Construction	90%	\$658,840	\$615,100	(\$43,740)	\$0	
Lumberg ES Addition & General Upgrades	Construction	36%	\$7,397,620	\$7,758,316	\$360,696	\$177,852	
Manning School Addition & General Upgrades	Construction	51%	\$6,403,971	\$6,403,971	\$0	\$64,812	
Parmalee ES Addition & General Upgrades	Construction	40%	\$3,571,423	\$4,146,990	\$575,567	\$0	SC
Pomona HS Addition & General Upgrades	Construction	12%	\$9,368,604	\$9,368,604	\$0	\$0	
Wayne Carle MS Addition & General Upgrades	Construction	65%	\$5,201,180	\$4,850,545	(\$350,635)	\$0	
Arvada HS FF&E	Close Out	100%	\$1,417,500	\$1,064,135	(\$353,365)	\$0	
Arvada K-8 Efficiency & Future Ready	Close Out	100%	\$2,094,864	\$1,957,848	(\$137,015)	\$245,688	
Belmar ES Efficiency & Future + Paving	Close Out	100%	\$690,210	\$848,999	\$158,790	\$85,281	
Belmar School of Integ. Arts FF&E	Close Out	100%	\$78,750	\$382,202	\$303,452	\$0	
Charter Lincoln Academy Charter School General Upgrades	Close Out	99%	\$3,090,152	\$3,827,478	\$737,326	\$0	PI
Charter New America School New Building (formerly General	Close Out	100%	\$3,090,152	\$3,146,962	\$56,810	\$0	PI
Charter Rocky Mountain Deaf School General Upgrades	Close Out	78%	\$3,090,152	\$3,828,328	\$738,176	\$0	PI
Columbine Hills ES Efficiency & Future Ready	Close Out	100%	\$820,608	\$1,030,910	\$210,302	\$18,306	
Coronado ES Efficiency & Future Ready	Close Out	100%	\$2,377,700	\$2,211,237	(\$166,463)	\$11,023	
Dutch Creek ES Efficiency & Future Ready	Close Out	100%	\$1,101,361	\$1,238,749	\$137,388	\$38,240	
Eiber ES Efficiency & Future Ready	Close Out	98%	\$1,016,502	\$1,376,737	\$360,236	\$175,482	
Eiber ES FF&E	Close Out	100%	\$598,500	\$259,273	(\$339,227)	\$0	
Foothills ES Efficiency & Future Ready	Close Out	100%	\$883,658	\$1,130,836	\$247,178	\$51,404	
Fremont ES Efficiency & Future Ready	Close Out	100%	\$1,038,912	\$1,087,700	\$48,788	\$102,186	
Green Gables ES FF&E	Close Out	100%	\$399,000	\$99,268	(\$299,732)	\$0	
H 581 Conference Place Reopen Phase 2	Close Out	100%	\$0	\$506,698	\$506,698	\$0	UC,EC,SC
H DW Elevator Upgrades 3-ES 4-MS 3-HS 1-Other	Close Out	100%	\$62,465	\$374,028	\$311,563	\$0	
H DW Field Improvements 9-HS	Close Out	100%	\$8,400,000	\$19,098,896	\$10,698,896	\$172,216	SC
H DW Fire Sprinklers Replacement 3-ES 1-MS 1-Other	Close Out	100%	\$139,253	\$128,389	(\$10,863)	\$0	
H DW Flooring 2020-I 2-ES 2-Other	Close Out	100%	\$600,430	\$642,980	\$42,550	\$47,252	
H DW IT Cameras 2020 24-ES 7-MS 9-HS 16-Other	Close Out	100%	\$878,600	\$862,398	(\$16,202)	\$0	
H DW LED Lighting - Interior 17-ES 1-Other	Close Out	100%	\$2,781,920	\$3,209,180	\$427,259	\$31,522	
H DW Modular Bldg Removal 2020 3-ES	Close Out	100%	\$0	\$461,525	\$461,525	\$0	
H DW Paving 2020-I 2-ES 1-MS	Close Out	100%	\$225,750	\$311,775	\$86,025	\$0	
H DW Paving 2020-II 3-ES 1-Other	Close Out	100%	\$509,250	\$532,621	\$23,371	\$0	
H DW Playgrounds 2020 8-ES 2-Other	Close Out	100%	\$1,051,742	\$1,372,719	\$320,976	\$0	
H DW Roofing 2020-I 3-ES 1-Other	Close Out	100%	\$2,182,195	\$2,390,300	\$208,105	\$0	
H DW Roofing 2020-II 4-ES 1-MS 1-HS	Close Out	100%	\$1,398,952	\$1,032,486	(\$366,466)	\$0	
H DW Security Glass 2020-I 11-ES 1-Other	Close Out	100%	\$88,000	\$52,125	(\$35,875)	\$7,829	
Hackberry Hill ES Efficiency & Future Ready	Close Out	100%	\$708,508	\$551,787	(\$156,721)	\$0	
Hutchinson ES FF&E	Close Out	100%	\$288,750	\$93,708	(\$195,042)	\$0	
Lukas ES FF&E	Close Out	100%	\$151,450	\$86,577	(\$64,873)	\$0	

Plan Year: 2020	Work Progress		Budget Summary				
Project Description	Phase	%	Original	Current	Variance	Haz-Mat	Notes
Ralston ES Efficiency & Future Ready	Close Out	100%	\$827,236	\$921,507	\$94,271	\$102,488	
Stober ES Efficiency & Future Ready	Close Out	100%	\$3,492,085	\$3,429,697	(\$62,388)	\$142,252	
Trailblazer Stadium Efficiency & Future Ready	Close Out	100%	\$4,415,250	\$4,275,888	(\$139,362)	\$0	
Vivian ES Efficiency & Future Ready	Close Out	100%	\$1,506,673	\$1,730,434	\$223,761	\$116,661	
Welchester ES Efficiency & Future Ready	Close Out	100%	\$1,407,615	\$1,777,856	\$370,241	\$60,037	
Welchester ES FF&E	Close Out	100%	\$288,750	\$82,683	(\$206,067)	\$0	
West Jefferson MS Efficiency & Future Ready	Close Out	100%	\$1,809,680	\$1,693,835	(\$115,845)	\$0	
Westridge ES HVAC	Close Out	100%	\$780,720	\$1,536,383	\$755,663	\$0	OB,EC,SC
Wilmot ES FF&E	Close Out	100%	\$304,500	\$347,840	\$43,340	\$0	
Witt ES FF&E	Close Out	100%	\$220,350	\$129,991	(\$90,359)	\$0	
Adams ES Efficiency & Future Ready	Complete	100%	\$1,053,714	\$992,814	(\$60,900)	\$0	
Coronado ES FF&E	Complete	100%	\$525,000	\$192,990	(\$332,010)	\$0	
Dutch Creek ES FF&E	Complete	100%	\$472,500	\$146,847	(\$325,653)	\$0	
Foothills ES FF&E	Complete	100%	\$378,000	\$137,254	(\$240,746)	\$0	
Green Gables ES Efficiency & Future Ready	Complete	100%	\$1,477,970	\$1,471,253	(\$6,717)	\$71,513	
H DW Flooring 2020-II 4-ES	Complete	100%	\$411,604	\$395,793	(\$15,811)	\$58,547	
Hutchinson ES Efficiency & Future Ready	Complete	100%	\$1,954,477	\$1,770,012	(\$184,466)	\$89,801	
Ken Caryl MS FACS CR + Bldg Signage	Complete	100%	\$343,200	\$374,447	\$31,247	\$22,608	
Lukas ES Efficiency & Future Ready	Complete	100%	\$1,106,650	\$1,147,495	\$40,845	\$0	
Semper ES Efficiency & Future Ready	Complete	100%	\$1,540,562	\$1,582,813	\$42,251	\$0	
Stober ES FF&E	Complete	100%	\$78,750	\$190,522	\$111,772	\$0	
Three Creeks K-8 FF&E	Complete	100%	\$0	\$194,960	\$194,960	\$0	
Witt ES Efficiency & Future Ready	Complete	100%	\$1,737,130	\$2,008,408	\$271,279	\$103,815	

Plan Year: 2019	Work Progress		Budget Summary				
Project Description	Phase	%	Original	Current	Variance	Haz-Mat	Notes
H North Area Transportation-Joyce Renovation	Design	5%	\$349,400	\$554,181	\$204,781	\$0	
Alameda HS Addition & General Upgrades	Construction	45%	\$19,055,745	\$30,250,147	\$11,194,402	\$0	UC,SC
Charter Addenbrooke Classical Academy General Upgrades	Construction	88%	\$3,090,152	\$3,828,963	\$738,811	\$0	PI
Charter Collegiate Academy of Colorado General Upgrades	Construction	84%	\$3,090,152	\$3,831,451	\$741,299	\$0	PI
Charter Mountain Phoenix Community School General Upgra	Construction	47%	\$3,090,152	\$3,826,667	\$736,515	\$0	PI
Columbine HS Addition & General Upgrades	Construction	81%	\$11,482,013	\$18,144,235	\$6,662,222	\$296,065	UC,SC,OB,
Green Mountain HS Addition & General Upgrades	Construction	94%	\$11,105,728	\$12,160,765	\$1,055,037	\$70,021	MC,UC,SC,
H DW FF&E Allocation	Construction	77%	\$0	\$55,446	\$55,446	\$0	
Kendrick Lakes ES Replace School	Construction	94%	\$22,743,115	\$20,368,886	(\$2,374,229)	\$159,053	MC
West Jefferson MS FF&E	Construction	92%	\$395,000	\$395,225	\$225	\$0	
Adams ES FF&E	Close Out	100%	\$324,450	\$156,815	(\$167,635)	\$0	
Alameda Int'l Jr-Sr Asbestos Abatement	Close Out	100%	\$0	\$0	\$0	\$541,777	
Arvada HS Addition & General Upgrades	Close Out	100%	\$12,018,096	\$15,241,187	\$3,223,091	\$222,010	UC,OB,EC,
H DW Curtain Riggings 8-HS	Close Out	100%	\$0	\$180,102	\$180,102	\$0	
Pomona HS FF&E	Close Out	100%	\$0	\$90,910	\$90,910	\$0	
Three Creeks K-8 Addition & General Upgrades	Close Out	100%	\$4,931,850	\$5,676,131	\$744,281	\$0	MC,OB
Wilmot ES Addition & General Upgrades	Close Out	100%	\$3,212,843	\$8,175,040	\$4,962,197	\$95,628	MC,UC,OB,
Arvada K8 FF&E	Complete	100%	\$0	\$709,697	\$709,697	\$0	19M
Charter-Compass Montessori Golden Debt Repayment	Complete	100%	\$3,090,152	\$4,246,502	\$1,156,350	\$0	CC
Charter-Jefferson Acad. Secondary Addition	Complete	100%	\$6,180,304	\$6,213,940	\$33,636	\$0	CC,PI
Charter-Rocky Mtn Acad. Evergreen Debt Repayment	Complete	100%	\$3,090,152	\$3,101,864	\$11,712	\$0	PI
Charter-Two Roads Arvada Debt Repayment	Complete	100%	\$3,090,152	\$3,104,376	\$14,224	\$0	PI
Charter-Woodrow Wilson Academy Debt Repayment	Complete	100%	\$3,090,152	\$3,101,768	\$11,616	\$0	PI
Creighton MS FF&E	Complete	100%	\$0	\$162,251	\$162,251	\$0	
Evergreen HS Storm Drain Repair	Complete	100%	\$0	\$389,281	\$389,281	\$0	



Plan Year: 2019	Work Progress		Budget Summary				
	Project Description	Phase	%	Original	Current	Variance	Haz-Mat
Everitt MS Library Renovation	Complete	100%	\$545,789	\$545,789	\$0	\$0	
H DW Building Lighting 1-MS	Complete	100%	\$299,775	\$946,487	\$646,712	\$0	19M
H DW Field Improvements 1-MS 7-HS	Complete	100%	\$12,157,500	\$20,327,403	\$8,169,903	\$0	SC,19M
H DW Fire Alarms 1-ES 1-MS 1-HS 1-Other	Complete	100%	\$64,877	\$177,130	\$112,254	\$0	
H DW Flooring 12-ES 4-Other	Complete	100%	\$886,851	\$1,563,346	\$676,495	\$321,861	19M
H DW Gym Divider Curtains 6-MS 1-Other	Complete	100%	\$0	\$336,487	\$336,487	\$0	
H DW HVAC 2-MS	Complete	100%	\$185,913	\$1,500,354	\$1,314,441	\$0	19M
H DW IT Cameras 51-ES 1-HS 2-Other	Complete	100%	\$774,304	\$665,351	(\$108,953)	\$0	
H DW Irrigation 2-ES 1-MS 2-HS	Complete	100%	\$0	\$513,353	\$513,353	\$0	19M
H DW Modular Bldg Removal 8-ES 1-MS 2-Other	Complete	100%	\$0	\$408,390	\$408,390	\$0	
H DW Paving 6-ES 1-MS 2-Other	Complete	100%	\$799,050	\$1,645,759	\$846,709	\$0	19M
H DW Playgrounds 4-ES 4-Other	Complete	100%	\$873,810	\$1,566,807	\$692,997	\$0	19M
H DW Roofing 3-ES 1-HS	Complete	100%	\$2,504,598	\$4,139,927	\$1,635,329	\$0	SC
H DW Security Glass 9-ES	Complete	100%	\$67,997	\$43,303	(\$24,694)	\$6,504	
H DW Site Lighting 4-ES 2-Other	Complete	100%	\$130,000	\$807,114	\$677,114	\$0	19M
H North Area Transportation-Joyce Site Acquisition	Complete	100%	\$7,000,600	\$7,000,600	\$0	\$0	
Ken Caryl MS FF&E	Complete	100%	\$0	\$188,133	\$188,133	\$0	
Ralston Valley HS Roofing	Complete	100%	\$0	\$1,670,244	\$1,670,244	\$0	19M
Summit Ridge MS FF&E	Complete	100%	\$0	\$192,838	\$192,838	\$0	

Report Reference

Work Progress Columns:

- Phase The current phase of the project life cycle as most recently reported by the project manager
- % An estimate of payable work progress calculated from the latest status and forecast in the project management system

Budget Summary Columns:

- Original The original estimated budget for the project scope
- Current The latest revised budget including all approved changes
- Variance The difference between the Original and Current budget
- Haz-Mat Additional budget approved for hazardous materials mitigation
- Notes Abbreviated variance descriptions for projects with significant budget Variance (see translation table below)

Variance Notes

Note	Description
MC	Market Conditions
UC	Unforeseen Conditions
SC	Scope Change
19M	19M Program Scope - Initial project budget did not cover hazardous materials. If hazardous materials were identified it was paid out of program contingency.
PI	Premium and Interest Earned by Charter
HM	Hazardous Materials Abatement
OB	Occupied Building
EC	Existing Conditions
CC	Budget Shared Between Charter Campuses
FFE	Additional Fixtures, Furnishings and Equipment (FF&E) scope identified through a full assessment by the FF&E team. This team was not in place until after the initial bond program development.

Multi-Site Project (DW) Facility Listings

Plan Year: 2022	
Project Description	Project Facilities
G DW Flooring 2022-I 4-ES 2-MS	Governor's Ranch ES, Mount Carbon ES, Peiffer ES, Rooney Ranch ES, Deer Creek MS, Falcon Bluffs MS
G DW Roofing 2022 4-ES 1-MS	Campbell ES, Fairmount ES, Pennington ES, South Lakewood ES, Summit Ridge MS
G DW Security Glass 2022 8-ES 1-MS 1-HS 1-Other	Bear Creek K-8, Campbell ES, Fairmount ES, Glennon Heights ES, Little ES, Parr ES, Pennington ES, South Lakewood ES, Swanson ES, Summit Ridge MS, Arvada West HS

Plan Year: 2021	
Project Description	Project Facilities
G DW Modular Bldg Removal 2021 5-ES	Kendallvue ES, Kullerstrand ES, Lawrence ES, Slater ES, Vivian ES
G DW Field Improvements 2021 1-ES 4-HS	Lumberg ES, D'Evelyn Jr-Sr HS, Alameda Int'l Jr-Sr HS, Jefferson Jr-Sr HS, Wheat Ridge HS
G DW Flooring 2021 6-ES	Emory ES, Peck ES, Red Rocks ES, Shaffer ES, Thomson ES, Westgate ES
G DW LED Lighting 2021 11-ES	Edgewater ES, Elk Creek ES, Emory ES, Kyffin ES, Red Rocks ES, Shaffer ES, Stony Creek ES, Thomson ES, Warder ES, West Jefferson ES, Wheat Ridge 5-8
G DW Mechanical 2021 5-ES	Edgewater ES, Elk Creek ES, Peck ES, Secrest ES, Thomson ES
G DW Paving 2021 2-ES 1-MS	Red Rocks ES, West Jefferson ES, Ken Caryl MS
G DW Playgrounds 2021 9-ES	Elk Creek ES, Kyffin ES, Normandy ES, Peck ES, Red Rocks ES, Secrest ES, Shaffer ES, Thomson ES, Warder ES
G DW Roofing 2021 5-ES	Emory ES, Fitzmorris ES, Lawrence ES, Westgate ES, Wheat Ridge 5-8
G DW Security Glass 2021 6-ES 5-MS 1-HS	Dutch Creek ES, Leawood ES, Meiklejohn ES, Red Rocks ES, Rose Stein International ES, Weber ES, Ken Caryl MS, Creighton MS, Drake MS, Mandalay MS, Moore MS, Conifer HS
H DW Elevator Upgrades 2021 1-MS 1-Other	Warren Tech North, Carmody MS

Plan Year: 2020	
Project Description	Project Facilities
H DW HVAC 2020 2-ES 1-Other	Patterson International School, Stott ES, Ryan ES
H DW Network Upgrades 75-ES 13-MS 12-HS 18-Other	Allendale ES, Adams ES, Arvada K-8, Bear Creek K-8, Blue Heron ES, Belmar School of Integrated Arts, Campbell ES, Bradford K-8 North, Colorow ES, Coal Creek Canyon K-8, Columbine Hills ES, Coronado ES, Devlinn ES, Dutch Creek ES, Edgewater ES, Eiber ES, Emory ES, Fairmount ES, Fitzmorris ES, Foothills ES, Foster ES, Fremont ES, Anderson Preschool, Glennon Heights ES, Governor's Ranch ES, Green Gables ES, Green Mountain ES, Hackberry Hill ES, Hutchinson ES, Irwin Preschool, Sheridan Green ES, Kendallvue ES, Kullerstrand ES, Kyffin ES, Lasley ES, Lawrence ES, Leawood ES, Little ES, Lukas ES, Lumberg ES, Maple Grove ES, Meiklejohn ES, Mitchell ES, Molholm ES, Mortenson ES, Mount Carbon ES, Normandy ES, Parr ES, Patterson International School, Pennington ES, Peck ES, Peiffer ES, Powderhorn ES, Red Rocks ES, Rooney Ranch ES, Stott ES, Ryan ES, Secrest ES, Semper ES, Shaffer ES, Shelton ES, Sierra ES, Slater ES, Deane ES, South Lakewood ES, Stober ES, Stevens ES, Swanson ES, Stony Creek ES, Litz Preschool, Thomson ES, Vanderhoof ES, Van Arsdale ES, Ute Meadows ES, Vivian ES, Warder ES, Weber ES, Welchester ES, Westgate ES, Westridge ES, West Woods ES, Wilmore Davis ES, Witt ES, Brady Exploration School, Dennison ES, Manning School, McLain Community HS, Jeffco Open School, Miller Special School, Free Horizon Montessori (Charter), Warren Tech Central, Long View HS, Bell MS, Wayne Carle MS, Carmody MS, Creighton MS, Deer Creek MS, Drake MS, Dunstan MS, Everitt MS, Falcon Bluffs MS, Mandalay MS, Moore MS, Oberon MS, North Arvada MS, Wheat Ridge 5-8, Arvada HS, Bear Creek HS, Chatfield HS, Dakota Ridge HS, Golden HS, Jefferson Jr-Sr HS, Lakewood HS, Pomona HS, Ralston Valley HS, Standley Lake HS, Wheat Ridge HS, Connections Learning Center
H DW Elevator Upgrades 3-ES 4-MS 3-HS 1-Other	Lawrence ES, Peck ES, Wilmot ES, Carmody MS, Creighton MS, Deer Creek MS, Falcon Bluffs MS, Bear Creek HS, Conifer HS, Dakota Ridge HS, Education Service Center
H DW Field Improvements 9-HS	Arvada HS, Arvada West HS, Columbine HS, Conifer HS, Dakota Ridge HS, Golden HS, Green Mountain HS, Pomona HS, Standley Lake HS

Plan Year: 2020	
Project Description	Project Facilities
H DW Fire Sprinklers Replacement 3-ES 1-MS 1-Other	Bradford K-8 North, Rooney Ranch ES, Ryan ES, Van Arsdale ES, Deer Creek MS
H DW Flooring 2020-I 2-ES 2-Other	Fitzmorris ES, Lasley ES, Free Horizon Montessori (Formerly Pleasant View ES), Miller Special School
H DW IT Cameras 2020 24-ES 7-MS 9-HS 16-Other	Allendale ES, Arvada K-8, Bear Creek K-8, Belmar School of Integrated Arts, Bradford K-8 South, Campbell ES, Bradford K-8 North, Coal Creek Canyon K-8, Coronado ES, Elk Creek ES, Fairmount ES, Fremont ES, Glennon Heights ES, Irwin Preschool, Meiklejohn ES, Mitchell ES, Mortenson ES, Ralston ES, Stott ES, Shaffer ES, Shelton ES, Slater ES, South Lakewood ES, Stony Creek ES, Litz Preschool, Vanderhoof ES, Van Arsdale ES, Ute Meadows ES, Welchester ES, West Jefferson ES, West Woods ES, Brady Exploration School, Dennison ES, Manning School, McLain Community HS, Jeffco Open School, Miller Special School, Warren Tech Central, Warren Tech North, Deer Creek MS, Evergreen MS, Everitt MS, Falcon Bluffs MS, Mandalay MS, Oberon MS, North Arvada MS, Alameda Int'l Jr-Sr HS, Arvada HS, Bear Creek HS, Evergreen HS, Jefferson Jr-Sr HS, Pomona HS, Ralston Valley HS, Standley Lake HS, Wheat Ridge HS, Connections Learning Center
H DW LED Lighting - Interior 17-ES 1-Other	Columbine Hills ES, Devinny ES, Fitzmorris ES, Sheridan Green ES, Kullerstrand ES, Lasley ES, Maple Grove ES, Patterson International School, Peck ES, Powderhorn ES, Stott ES, Ryan ES, Secrest ES, Deane ES, Vanderhoof ES, Westgate ES, Westridge ES, Dennison ES
H DW Modular Bldg Removal 2020 3-ES	Campbell ES, Green Gables ES, Peck ES
H DW Paving 2020-I 2-ES 1-MS	Columbine Hills ES, Lawrence ES, Everitt MS
H DW Paving 2020-II 3-ES 1-Other	Bradford K-8 North, Mitchell ES, Ryan ES, Shelton ES
H DW Playgrounds 2020 8-ES 2-Other	Allendale ES, Columbine Hills ES, Sheridan Green ES, Kendallvue ES, Free Horizon Montessori (Formerly Pleasant View ES), Stott ES, Stony Creek ES, Vanderhoof ES, Westridge ES, Miller Special School
H DW Roofing 2020-I 3-ES 1-Other	Green Mountain ES, Lasley ES, Parr ES, Patterson International School
H DW Roofing 2020-II 4-ES 1-MS 1-HS	Kullerstrand ES, Little ES, Swanson ES, Thomson ES, Carmody MS, Evergreen HS
H DW Security Glass 2020-I 11-ES 1-Other	Elk Creek ES, Green Mountain ES, Kyffin ES, Mitchell ES, Peck ES, Secrest ES, Shelton ES, Slater ES, Stevens ES, Thomson ES, Warder ES, Wheat Ridge 5-8
H DW Flooring 2020-II 4-ES	Allendale ES, Fairmount ES, Thomson ES, West Woods ES

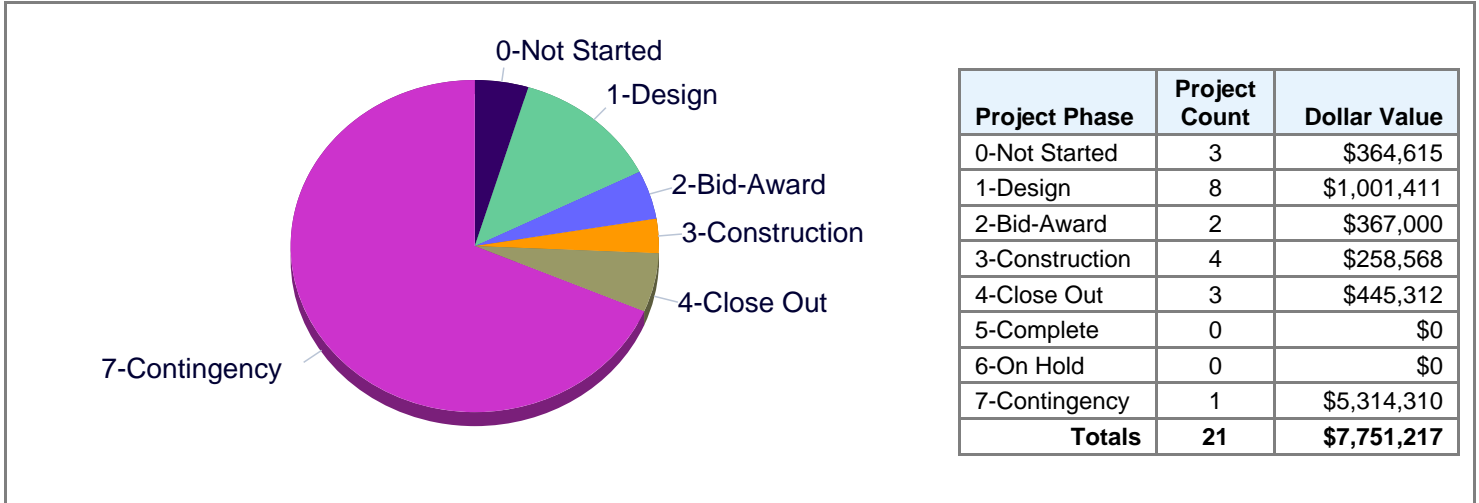
Plan Year: 2019	
Project Description	Project Facilities
H DW FF&E Allocation	
H DW Curtain Riggings 8-HS	Alameda Int'l Jr-Sr HS, Arvada West HS, Bear Creek HS, Evergreen HS, Golden HS, Lakewood HS, Pomona HS, Wheat Ridge HS
H DW Building Lighting 1-MS	North Arvada MS
H DW Field Improvements 1-MS 7-HS	West Jefferson MS, Arvada HS, Chatfield HS, Conifer HS, Dakota Ridge HS, Evergreen HS, Lakewood HS, Ralston Valley HS
H DW Fire Alarms 1-ES 1-MS 1-HS 1-Other	Red Rocks ES, D'Evelyn Jr-Sr HS, Mandalay MS, 809 Bldg 1 Service Center Bldg 1
H DW Flooring 12-ES 4-Other	Bergen Meadow ES, Bradford K-8 South, Bradford K-8 North, Eiber ES, Foothills ES, Green Mountain ES, Hutchinson ES, Sheridan Green ES, Kullerstrand ES, Lukas ES, Free Horizon Montessori (Formerly Pleasant View ES), Vivian ES, Welchester ES, Westridge ES, Wilmore Davis ES, Free Horizon Montessori (Charter)
H DW Gym Divider Curtains 6-MS 1-Other	Manning School, Ken Caryl MS, Carmody MS, Drake MS, Everitt MS, Oberon MS, North Arvada MS
H DW HVAC 2-MS	Bell MS, Drake MS
H DW IT Cameras 51-ES 1-HS 2-Other	Adams ES, Blue Heron ES, Bergen Valley ES, Bergen Meadow ES, Colorow ES, Columbine Hills ES, Devinny ES, Dutch Creek ES, Edgewater ES, Fitzmorris ES, Foothills ES, Foster ES, Governor's Ranch ES, Green Gables ES, Green Mountain ES, Hackberry Hill ES, Hutchinson ES, Sheridan Green ES, Kendallvue ES, Kullerstrand ES, Lasley ES, Lawrence ES, Leawood ES, Little ES, Lukas ES, Lumberg ES, Molholm ES, Mount Carbon ES, Normandy ES, Parr ES, Parmalee ES, Patterson International School, Pennington ES, Peck ES, Peiffer ES, Powderhorn ES, Red Rocks ES, Rooney Ranch ES, Ryan ES, Secrest ES, Semper ES, Deane ES, Rose Stein International ES, Stober ES, Swanson ES, Thomson ES, Vivian ES, Warder ES, Westgate ES, Westridge ES, Wilmore Davis ES, Wilmot ES, Free Horizon Montessori (Charter), Columbine HS
H DW Irrigation 2-ES 1-MS 2-HS	Colorow ES, Deane ES, D'Evelyn Jr-Sr HS, Evergreen MS, Pomona HS



Plan Year: 2019	
Project Description	Project Facilities
H DW Modular Bldg Removal 8-ES 1-MS 2-Other	Campbell ES, Fremont ES, Green Gables ES, Peck ES, Peiffer ES, Swanson ES, Stony Creek ES, Westridge ES, Miller Special School, Warren Tech Central, Carmody MS
H DW Paving 6-ES 1-MS 2-Other	Bradford K-8 South, Bradford K-8 North, Devinny ES, Fitzmorris ES, Hackberry Hill ES, Maple Grove ES, Peck ES, Ryan ES, Evergreen MS
H DW Playgrounds 4-ES 4-Other	Belmar School of Integrated Arts, Columbine Hills ES, Patterson International School, Free Horizon Montessori (Formerly Pleasant View ES), Ralston ES, Welchester ES, Wilmore Davis ES, Free Horizon Montessori (Charter)
H DW Roofing 3-ES 1-HS	Eiber ES, Green Gables ES, Wilmot ES, Lakewood HS
H DW Security Glass 9-ES	Allendale ES, Devinny ES, Sheridan Green ES, Lawrence ES, Stott ES, Ryan ES, Vanderhoof ES, Westridge ES, Dennison ES
H DW Site Lighting 4-ES 2-Other	Belmar School of Integrated Arts, Eiber ES, Foothills ES, Ralston ES, Welchester ES, 809 Campus Service Center Campus

21M Capital Program 2021-22

Program Dollar Value by Phase



Program Narrative

The 21M Capital Program represents Fiscal Year 2021 planned projects that are expected to complete in Fiscal Year 2022. These projects are reviewed by the Capital Asset Advisory Committee.

Program Float Report

Priority	Facility Name	Project ID	Project name	Finish Date	
				Target	Forecast

Program Contingency and Remaining Funds

Program Contingency (Unallocated)	Forecast Remaining Funds in Projects	Net Remaining Program Funds
\$5,314,310	(\$32,612)	\$5,281,698

21M Capital Program 2021-22

Remaining Projects

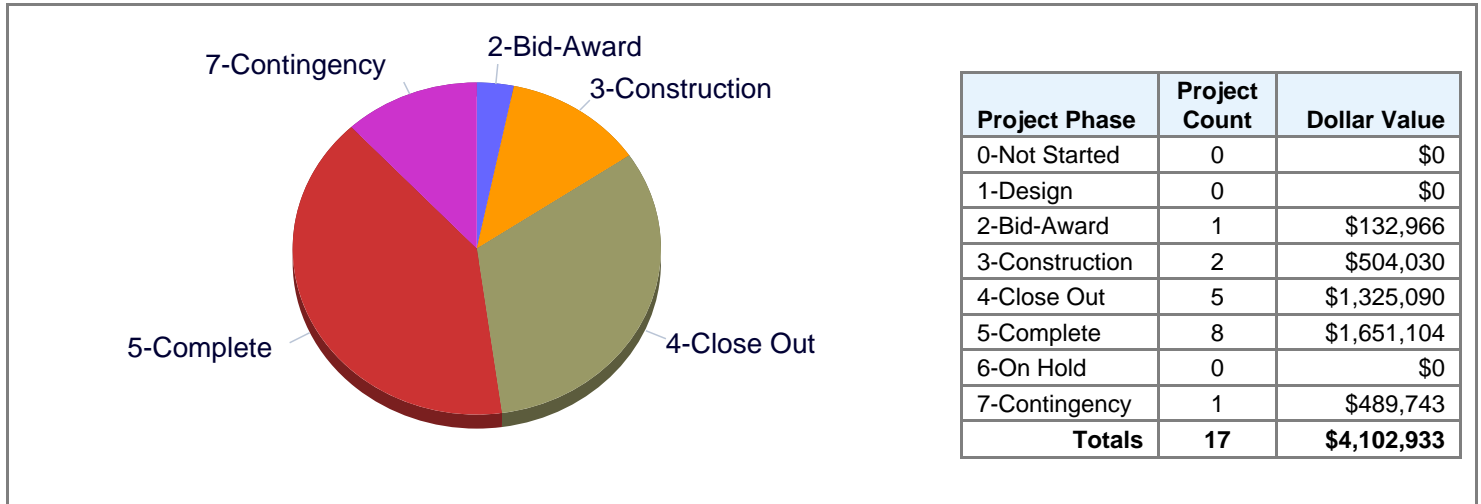
Project Description	Phase
21M DW Energy Conservation Allocation	0-Not Started
21M DW Small Projects 2 Allocation	0-Not Started
21M Conifer HS FF&E	1-Design
21M DW Planning & Design Allocation	1-Design
21M DW Property Disposal Allocation	1-Design
21M DW Small Projects 1 Allocation	1-Design
21M DW Temp. Bldg. Lease Allocation	1-Design
21M DW Utilization Allocation	1-Design
21M DW Water Engineering Allocation	1-Design
21M Green Mountain HS Corridor Flooring	1-Design
21M Alameda Intl Kitchen-Cafeteria Renovation	2-Bid-Award
21M 5th Floor Data Center Improvements	3-Construction
21M Candelas Regional Trail	3-Construction
21M Columbine HS School-Funded Add-On Scope	3-Construction
21M Jeffco Open School Playground	3-Construction
21M 809 Bldg 1 Security Dispatch System	4-Close Out
21M D'Evelyn Jr-Sr HS Roofing	4-Close Out
21M DW Pilot-HVAC UV Lighting	4-Close Out
21M Program Contingency	7-Contingency

Plan Year: 2021

Project Description	Phase
21M Alameda HS School Funded Add-Ons	0-Not Started
21M DW Field Net Systems	2-Bid-Award

20M Capital Program 2020-21

Program Dollar Value by Phase



Program Narrative

The 20M Capital Program 2020 -2021 represents Fiscal Year 2020 planned projects that are expected to complete in Fiscal Year 2021. These projects are reviewed by the Capital Asset Advisory Committee.

Program Float Report

Priority	Facility Name	Project ID	Project name	Finish Date	
				Target	Forecast

Program Contingency and Remaining Funds

Program Contingency (Unallocated)	Forecast Remaining Funds in Projects	Net Remaining Program Funds
\$489,743	(\$50,413)	\$439,330

20M Capital Program 2020-21

Remaining Projects

Project Description	Phase
20M Parmalee ES School Zone Enhancements	2-Bid-Award
20M Alameda Int'l HS Auditorium Renovation	3-Construction
20M DW Tractor Sheds	3-Construction
20M 809 Campus Fabric Storage Shelter	4-Close Out
20M Applewood Cottages Offices for EAP	4-Close Out
20M D'Evelyn Jr-Sr HS Utilities for Temps	4-Close Out
20M DW Planning & Design Allocation	4-Close Out
20M DW Small Projects 2 Allocation	4-Close Out
20M Program Contingency	7-Contingency

19M Capital Program 2019-2020

Program Dollar Value by Phase



Project Phase	Project Count	Dollar Value
0-Not Started	0	\$0
1-Design	0	\$0
2-Bid-Award	0	\$0
3-Construction	1	\$166,000
4-Close Out	2	\$339,095
5-Complete	28	\$6,134,526
6-On Hold	0	\$0
7-Contingency	1	\$174,139
Totals	32	\$6,813,759

Program Narrative

The 19M Capital Program 2019 -2020 represents Fiscal Year 2019 planned projects that are expected to complete in Fiscal Year 2020. These projects are reviewed by the Capital Asset Advisory Committee.

Program Float Report

Priority	Facility Name	Project ID	Project name	Finish Date	
				Target	Forecast

Program Contingency and Remaining Funds

Program Contingency (Unallocated)	Forecast Remaining Funds in Projects	Net Remaining Program Funds
\$174,139	\$0	\$174,139

19M Capital Program 2019-2020

Remaining Projects

Project Description	Phase
19M DW FF&E Allocation	3-Construction
19M DW Energy Conservation Allocation	4-Close Out
19M Golden HS School-Based Health Ctr	4-Close Out
19M Program Contingency	7-Contingency

**Department of Construction Management
Program Financial Summary Report**



Date: May 19, 2021

Program	Program Contingency (Unallocated)	Forecast Remaining Funds in Projects	Net Remaining Program Funds
H/G 2018 Capital Improvement Plan	\$84,389,487.00	\$5,469,396.00	\$89,858,883.00
21M 21M Mini Program 2021-22	\$5,314,310.22	(\$32,611.95)	\$5,281,698.27
20M 20M Mini Program 2020-21	\$489,743.29	(\$50,413.28)	\$439,330.01
19M 19M Mini Program 2019-20	\$174,138.60	\$0.00	\$174,138.60
Total:	\$90,367,679.11	\$5,386,370.77	\$95,754,049.88